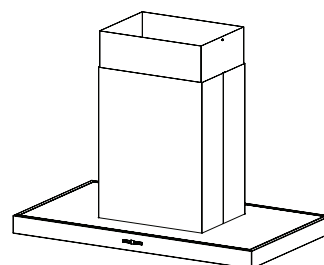


GORGONA IPB9E SERIES RANGE HOOD



This design embodies the clean European style that has become a traditional favorite. Gorgona is an island hood rarely seen with the power and features it includes.

FEATURES

- Italian design
- Wall mount
- Finishes: 430 Stainless Steel, #4 Brushed
- Width: 48-in. Depth: 27-in.
- Telescopic flue accommodates 8' to 9' ceilings
- 10" round duct connector/backdraft damper
- 2-level halogen lamps (T4, G9, 25-Watt, Qty: 4)
- Three-speed plus boost, electronic controls
- Use with exterior-mounted or in-line remote blowers for different levels of exhaust capacity (see specifications - blower purchased separately)
- Heat Sentry™ - automatically turns blower to high speed when excess cooking heat is detected
- Delay timer control automatically shuts off range hood after 10 minutes
- Special control indicates when it's time to clean the filter
- Dishwasher-safe, mesh lined, Hi-Flow™ baffle filters
- For indoor use only

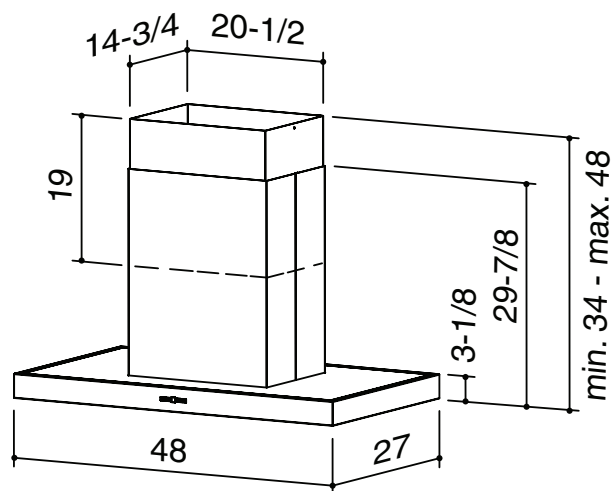
OPTIONS

- Flue extension for 10-ft. to 11-ft. ceilings (Model AEIPB9SB, stainless steel)
- Remote control (Model ACR2)



SPECIFICATIONS

WITH OPTIONAL BLOWER MODELS		BLOWER CFM	VOLTS	AMPS	DUCT
EB6	wall or roof mount exterior blowers	600 max.	120	0.90 (lights only) + 6.0 max. (blower only)	10-in. round at the hood.
EB9		900 max.			
EB12		1200 max.			
EB15		1500 max.			
ILB3	inline blowers	280 max.			See blower specs for duct requirements.
ILB6		600 max.			
ILB9		800 max.			
ILB11		1100 max.			

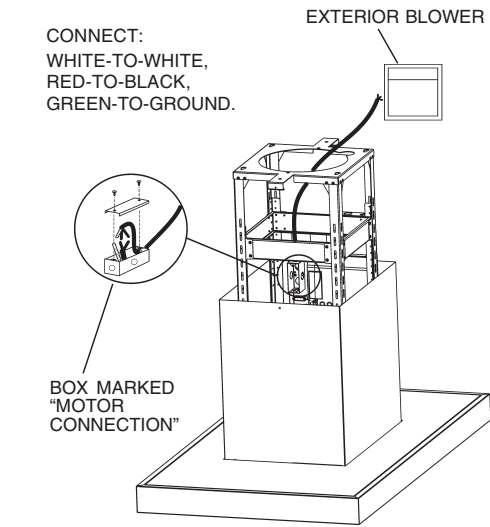


BEST Hartford, Wisconsin www.BestRangeHoods.com 800-558-1711
BEST Drummondville, QC, Canada www.BestRangeHoods.com 866-737-7770

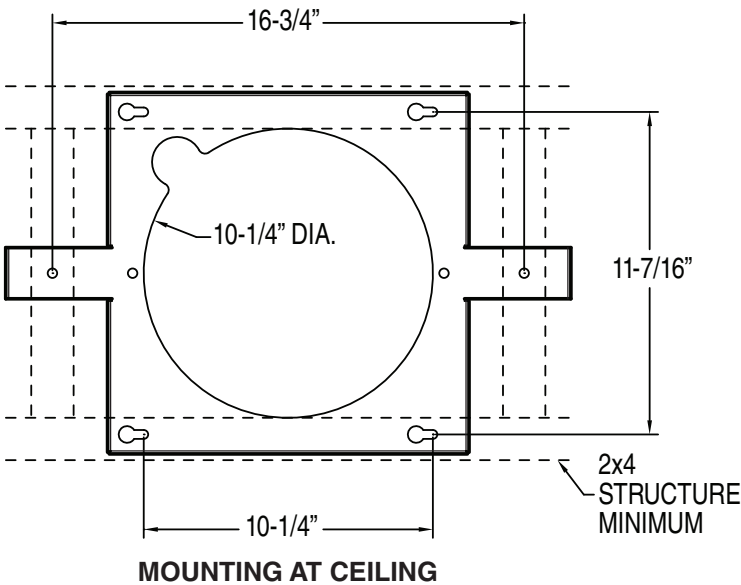
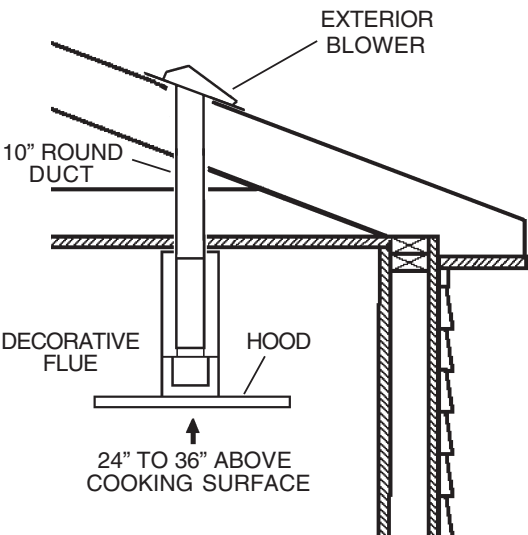
REFERENCE	QTY.	REMARKS	Project	
			Location	
			Architect	
			Engineer	
			Contractor	
			Submitted by	Date

IPB9E SERIES WIRING

BLOWER CONNECTION AT HOOD



IPB9E SERIES MOUNTING



CEILING HEIGHT	HOOD DISTANCE ABOVE 36" HIGH COOK TOP (see note below)													
	24"	25"	26"	27"	28"	29"	30"	31"	32"	33"	34"	35"	36"	
	ASSEMBLED SUPPORT FRAME HEIGHT (IN.)													
8 FEET	23 ³ / ₈ "	22 ³ / ₈ "	---	---	---	---	---	---	---	---	---	---	---	
9 FEET	---	---	34 ³ / ₈ "	33 ³ / ₈ "	32 ³ / ₈ "	31 ³ / ₈ "	30 ³ / ₈ "	29 ³ / ₈ "	28 ³ / ₈ "	27 ³ / ₈ "	26 ³ / ₈ "	25 ³ / ₈ "	24 ³ / ₈ "	
10 FEET (see note b.)	47 ³ / ₈ "	46 ³ / ₈ "	45 ³ / ₈ "	44 ³ / ₈ "	43 ³ / ₈ "	42 ³ / ₈ "	41 ³ / ₈ "	40 ³ / ₈ "	39 ³ / ₈ "	38 ³ / ₈ "	37 ³ / ₈ "	36 ³ / ₈ "	---	
11 FEET (see note b.)	---	58 ³ / ₈ "	57 ³ / ₈ "	56 ³ / ₈ "	55 ³ / ₈ "	54 ³ / ₈ "	53 ³ / ₈ "	52 ³ / ₈ "	51 ³ / ₈ "	50 ³ / ₈ "	49 ³ / ₈ "	48 ³ / ₈ "	47 ³ / ₈ "	

--- Mounting height is not possible.

- a. Minimum hood distance above cook top must not be less than 24". A maximum of 36" above cook top is highly recommended for best capture of cooking impurities. Distances over 30" are at the installer and user's discretion; and if ceiling height and flue length permit.
- b. Requires optional 10-ft. to 11-ft. flue extension, ducted model AEIPB9SB.

