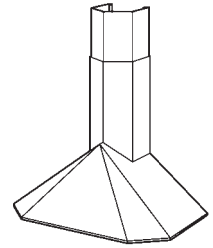


KEX30 SERIES RANGE HOODS



For use with external blowers.

Seamless, handcrafted beauty and multifaceted construction create a timeless object of desire.

FEATURES

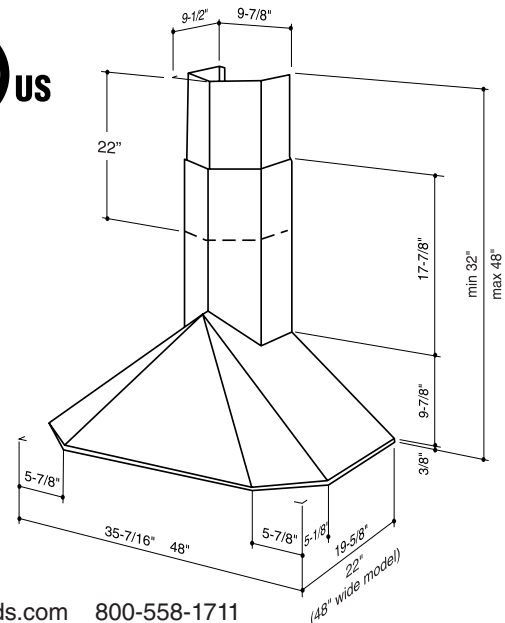
- Italian design
- Wall mount
- Finish: 304 Stainless Steel #4 Brushed
- Widths: 35-7/16" (90cm), 48"
- Ducted telescopic flue accommodates 8' to 9' ceilings
- 8" round duct connector/backdraft damper
- Halogen lighting (2 x 20 watt, Type MR16 for 35-7/16" model; 3 x 20 watt, Type MR16 for 48" model - bulbs included) provides two-level lighting – bright cooktop illumination and a low nighttime setting
- Advanced, multispeed, electronic push-button controls with individual speed indicators
- Exterior mounted blower available in either 600, 900, 1200, or 1500 CFM
- Delay timer control automatically shuts off range hood after ten minutes
- Special control indicates when it's time to clean the filter
- Dishwasher-safe filters feature a quick-release latch and polished stainless steel
- Heat Sentry™ - automatically turns blower to high speed when excess cooking heat is detected
- For indoor use only

OPTIONS

- 8 to 10" transition (Model 414)
- Replacement grease filters available
- Flue extension for 10' ceiling (Model FEXTK30) (30-1/8" Long)
- Interior blower version (K30) available, providing 500 CFM exhaust

SPECIFICATIONS

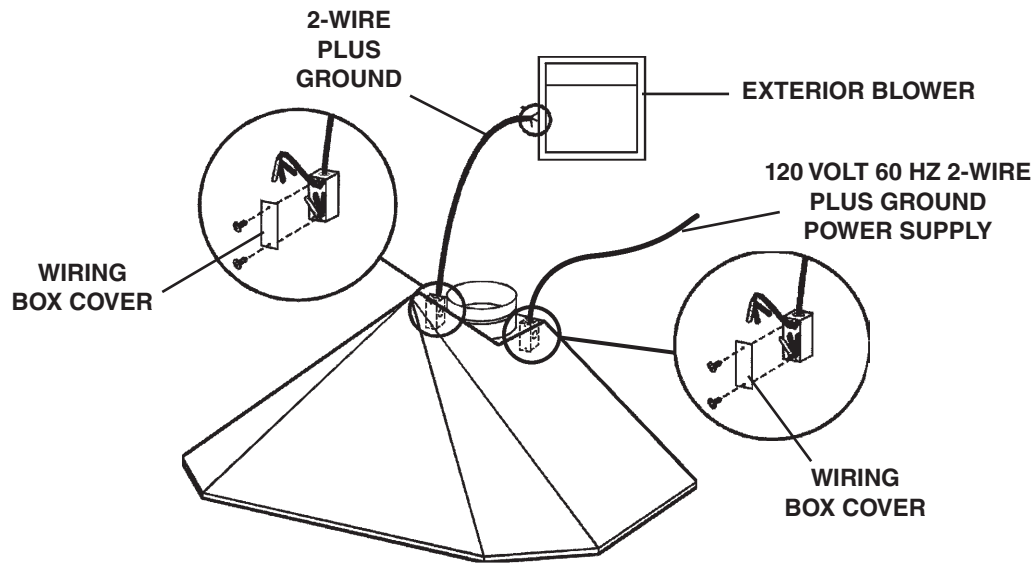
WITH OPTIONAL BLOWER MODELS		BLOWER CFM	VOLTS	AMPS	DUCT
EB6	wall or roof mount remote blowers	600 max.	120	0.43 (lights only) + 6.0 max. (blower only)	8-in. round at the hood. See blower specs for duct requirements.
EB9		900 max.			
EB12		1200 max.			
EB15		1500 max.			
ILB3	attic installed inline blowers	280 max.			
ILB6		600 max.			
ILB9		800 max.			
ILB11		1100 max.			



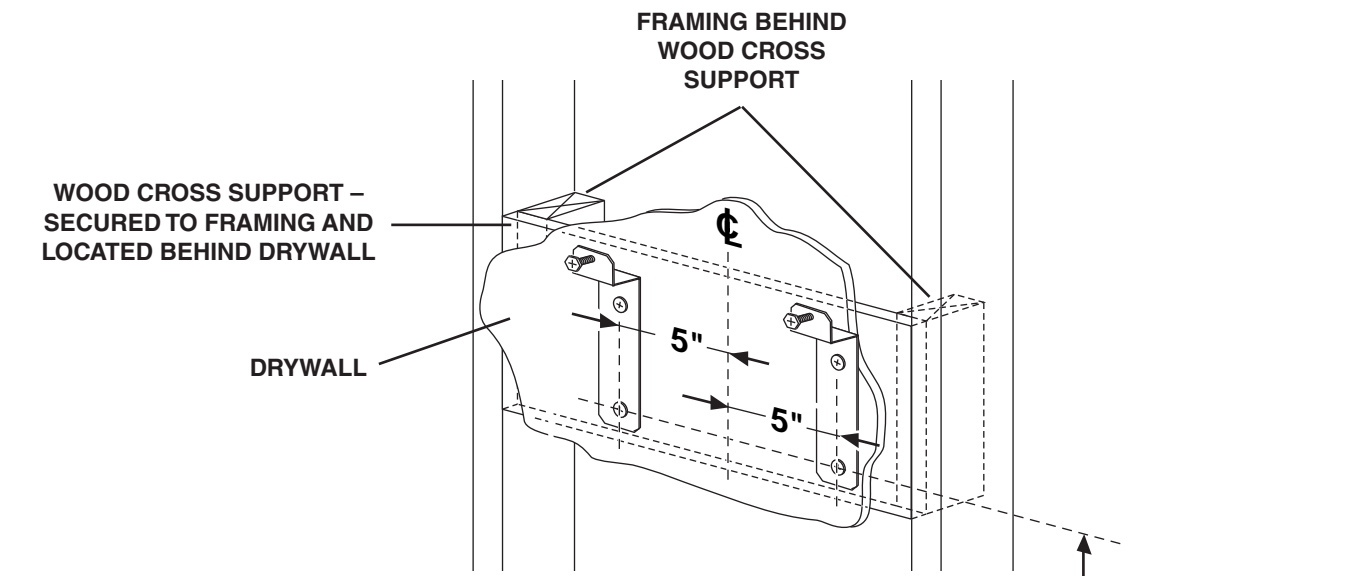
BEST Hartford, Wisconsin www.BestRangeHoods.com 800-558-1711
 BEST Drummondville, QC, Canada www.BestRangeHoods.com 866-737-7770

REFERENCE	QTY.	REMARKS	Project	
			Location	
			Architect	
			Engineer	
			Contractor	
			Submitted by	Date

KEX30 SERIES WIRING



KEX30 SERIES MOUNTING



CEILING HEIGHT	HOOD DISTANCE ABOVE 36" HIGH COOKTOP (SEE NOTE)						
	24"	25"	26"	27"	28"	29"	30"
MOUNTING BRACKET LOCATION ABOVE 36" HIGH COOKTOP							
8 FEET	29-5/8"	30-5/8"	31-5/8"	32-5/8"	33-5/8"		
9 FEET	29-5/8"	30-5/8"	31-5/8"	32-5/8"	33-5/8"	34-5/8"	35-5/8"
10 FEET WITH FEEXTK30 FLUE EXTENSION					33-5/8"	34-5/8"	35-5/8"

MOUNTING BRACKET LOCATION (ABOVE 36" HIGH COOKTOP)

NOTE: Minimum hood distance above cooktop must not be less than 24".

A maximum of 30" above the cooktop is highly recommended for best capture of cooking impurities.

Distances over 30" above the cooktop are at the installer's and user's discretion - providing that ceiling height and flue length permit.

