

424G/S



FEATURES

Two independent temperature zones hold reds and whites at proper serving temperature

UV-resistant glass door protects against premature wine aging

Shelves store 750 ml bottles, half bottles and magnums

Discreet interior lighting

Smooth roller-glide shelves for access without agitating wine

Rigorously tested in our U.S. manufacturing facilities to ensure at least 20 years of heavy use

Exceptional 24/7 support from our Customer Care team based in Madison, Wisconsin and just footsteps from our factory

Illuminated touch control panel

Star-K compliant with installation of a harness kit.


ACCESSORIES

Lock kit

Solid overlay door

Dual installation kits

Accessories are available through an authorized Sub-Zero dealer.
For local dealer information, visit subzero-wolf.com/locator.



HANDLE OPTIONS

PRO



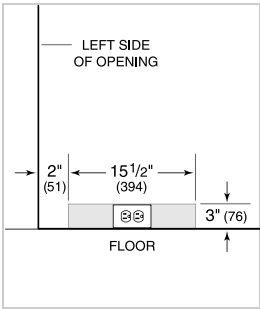
TUBULAR




PRODUCT SPECIFICATIONS

Model	424G/S
Dimensions	23 7/8"W x 34"H x 24"D
Door Clearance	25 3/8"
Weight	195 lb
Electrical Supply	115 VAC, 60 Hz
Electrical Service	15 amp dedicated circuit
Wine Storage Capacity	46 bottles
Receptacle	3-prong grounding-type

ELECTRICAL

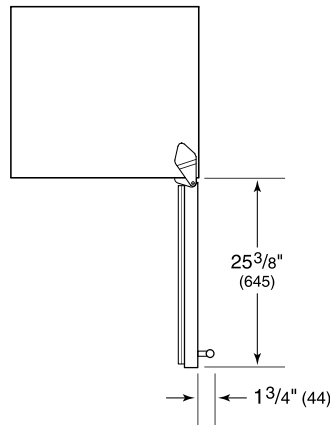
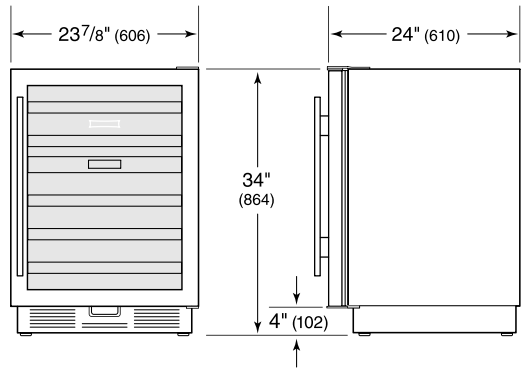


INTERIOR VIEW



This illustration is intended for interior reference only and may not represent the exterior of the model being specified.

DIMENSIONS



STANDARD INSTALLATION

