

BI-42SD/S



FEATURES

LED Lighting for brighter interior

Dual refrigeration keeps food fresher longer

Air purification system fights spoilage, odors

Crispers and deli drawers in low-temp, high-humidity zones for optimum freshness

Microprocessor control assures peak performance

Water-filtration system reduces contaminants, chlorine taste and odor

Freshness cards for maximum food preservation

Rigorously tested in our U.S. manufacturing facilities to ensure at least 20 years of heavy use

Exceptional 24/7 support from our Customer Care team based in Madison, Wisconsin and just footsteps from our factory

Magnetic door seal system locks in cold air

Automatic ice maker with "max ice" feature

Adjustable shelves for maximum convenience

ACCESSORIES

Stainless Steel Side Panel

White Side Panel

Air Purification Cartridge

Egg Container

Stainless steel kickplate

Grilles for 83" or 88" finished height (84" is standard)

Side panel mounting kit

Accessories are available through an authorized Sub-Zero dealer.
For local dealer information, visit subzero-wolf.com/locator.



HANDLE OPTIONS

PRO



TUBULAR



PRODUCT DETAILS

REFRIGERATOR

- 4 Adjustable glass shelves
- 1 Stationary glass shelf
- 1 High-humidity drawer with divider
- 2 Storage drawers with divider
- 3 Adjustable door shelves
- 2 Stationary door shelves
- Adjustable dairy compartment

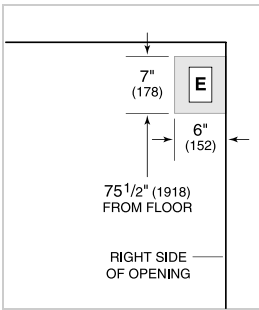
FREEZER

- 3 Adjustable wire shelves
- 1 Stationary solid shelf
- 3 Storage drawers
- 5 Adjustable door shelves
- Automatic ice maker

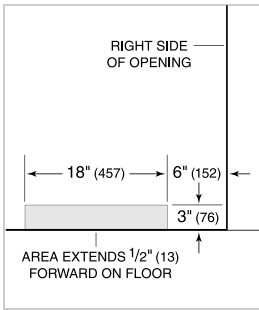
PRODUCT SPECIFICATIONS

Model	BI-42SD/S
Dimensions	42"W x 84"H x 24"D
Door Clearance	26 1/4"
Weight	608 lb
Refrigerator Capacity	16 cu ft
Freezer Capacity	7.9 cu ft
Electrical Supply	115 VAC, 60 Hz
Electrical Service	15 amp dedicated circuit
Plumbing Supply	1/4" OD copper, braided stainless steel or PEX tubing
Plumbing Pressure	35–120 psi
Receptacle	3-prong grounding-type


ELECTRICAL



PLUMBING

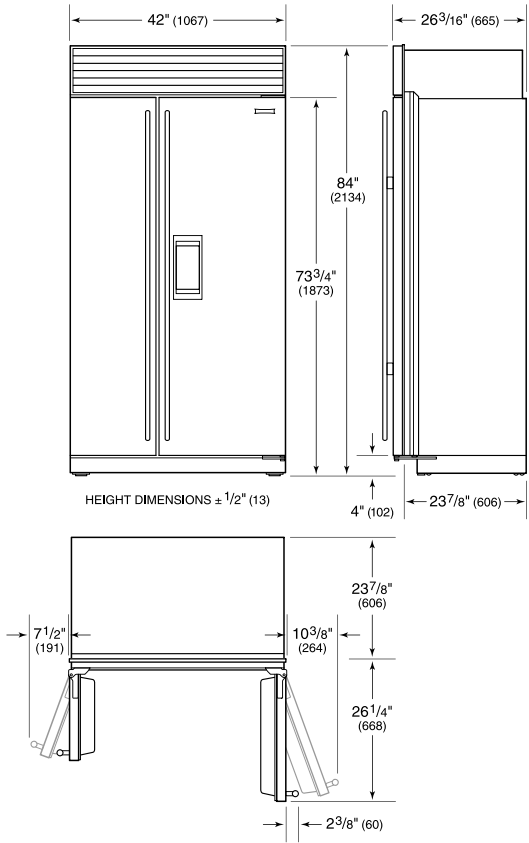


INTERIOR VIEW

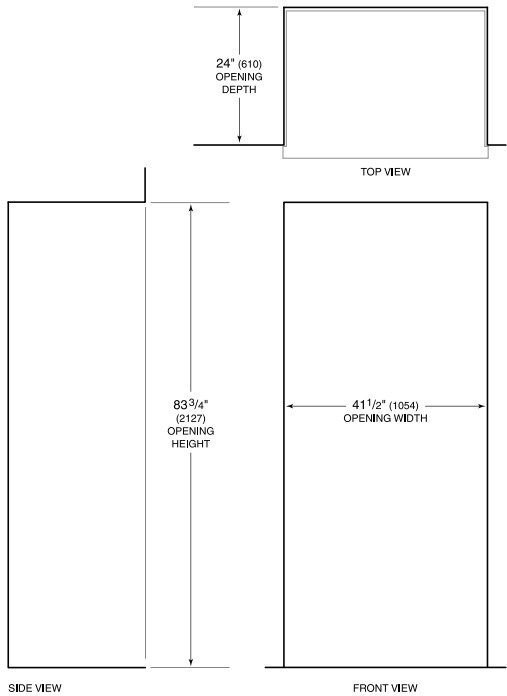


This illustration is intended for interior reference only and may not represent the exterior of the model being specified.

DIMENSIONS



STANDARD INSTALLATION



NOTE: Shaded line represents profile of unit.