

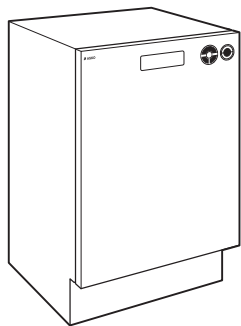
24" Built-In Dishwasher—Integrated Handle

MODEL D5426XLS

askona.com

FEATURES

- Integrated handle and front controls.
- TouchProof™ stainless steel.
- Condensation drying system.
- 15 place-setting capacity.
- Quiet operation—46 dB(A).
- 7Spray™ wash system; separate spray nozzles clean pot & pans and continuously spray cutlery basket.
- 6 wash programs.
- Heavy-duty stainless steel construction with nylon-coated steel racks.
- Touch screen display.
- ADA height compliant.
- Remaining time and program end indicator.



Model D5426XLS



MODEL

Integrated Handle

D5426XLS

INTERIOR FEATURES

Standard upper rack

Standard lower rack

PROGRAMS

Sanitation Wash

Normal Wash

Heavy Wash

Quick Wash

Eco Wash

Rinse and Hold

24" Built-In Dishwasher—Integrated Handle

MODEL D5426XLS



Inspired by Scandinavia

askona.com

SPECIFICATIONS

PRODUCT

| | |
|----------------|--|
| Width | 23 ⁷ / ₈ " |
| Height | 32 ³ / ₄ "**– 34 ³ / ₄ " |
| Depth | 22 ⁷ / ₈ " |
| Door Clearance | 24 ⁵ / ₈ " |
| Weight | 115 lb |

MAX LOADING HEIGHT

| | |
|------------|----------------------------------|
| Upper Rack | 9" |
| Lower Rack | 12 ¹ / ₄ " |

ELECTRICAL

| | |
|---------|----------------|
| Supply | 115 VAC, 60 Hz |
| Service | 15 amp circuit |

PLUMBING

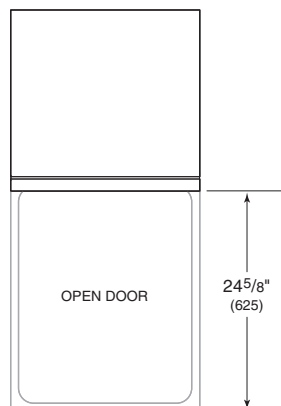
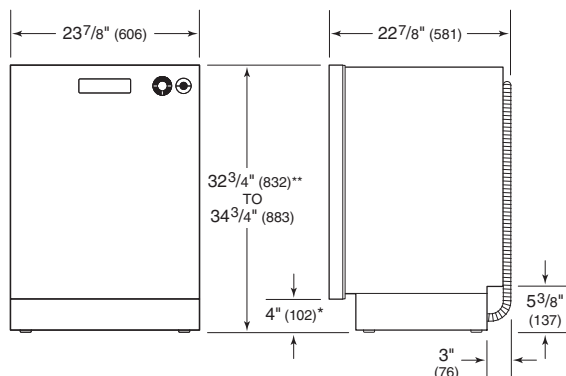
| | |
|----------|---|
| Supply | 1/4" OD copper, braided stainless steel or PEX tubing |
| Pressure | 4.2–140 psi |

Electrical supply, plumbing supply and drain should be located in an adjacent cabinet. If not, they must be located within the shaded area shown in the illustrations.

Specifications are subject to change without notice. Visit askona.com/specs for the most up-to-date information.

Dimensions may vary $\pm 1/8$ " (3). Dimensions in parentheses are millimeters unless otherwise specified.

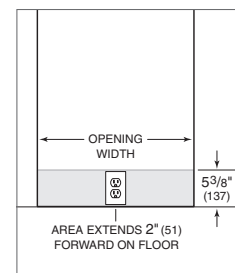
DIMENSIONS



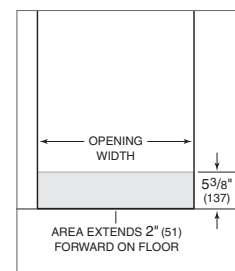
*Dimension will vary with product height.

**Can be reduced to 32¹/₄" (819) by removing top trim and lowering side trim.

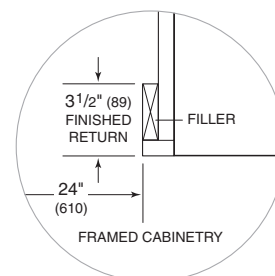
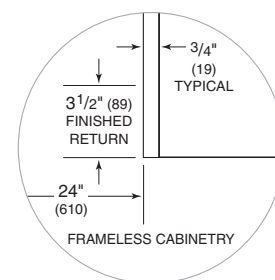
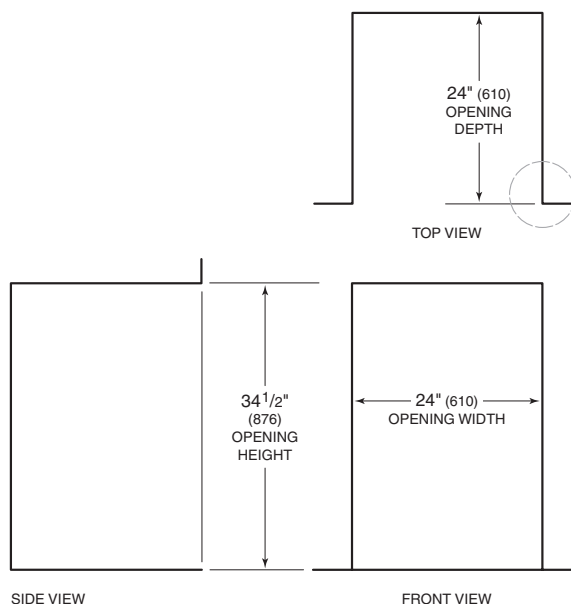
ELECTRICAL



PLUMBING



INSTALLATION



NOTE: 3/2" (89) finished returns will be visible and should be finished to match cabinetry.