

FRIGIDAIRE GALLERY®

FGGF3059T D/F

FREESTANDING RANGE

30" GAS

Smudge-Proof™
Stainless Steel



AVAILABLE COLORS



Black
Stainless



Stainless

PRODUCT DIMENSIONS

Height (Max.)	46-5/8"
Width	29-7/8"
Depth (Incl. Handle)	29-1/4"

MORE EASY-TO-USE FEATURES

Steam Cleaning

A 20-minute light oven cleaning that's chemical-free, odor-free, and fast.

One-Touch Self-Clean

Your oven cleans itself — so you don't have to. Self clean options available in 2-, 3- and 4-hour cycles.

Smudge-Proof™ Stainless Steel

Resists fingerprints and cleans easily.

Effortless™ Temperature Probe with Auto Keep Warm

The Effortless™ Temperature Probe allows you to set the desired finished temperature and alerts you when that temperature has been reached. The oven then holds the desired temperature of the meat by switching to a keep warm function for better cooking results.

Effortless™ Convection Conversion

Takes the guesswork out of convection cooking — our ovens automatically adjust standard baking temperatures to convection temperatures for consistent results.

Continuous Corner-to-Corner Grates

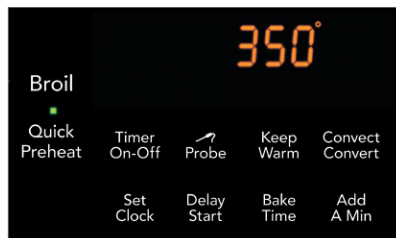
Move heavy pots and pans without lifting with continuous, corner-to-corner grates

SIGNATURE FEATURES



True Convection

A third heating element and single convection fan circulate hot air throughout the oven for faster and more even multi-rack baking.



Quick Preheat

Preheat in just a few minutes.



CustomFlex™ Cooktop with Griddle and Oval Burner

Evenly heat and cook pancakes, hamburgers, or quesadillas on the CustomFlex™ Cooktop that includes a Center Oval Burner and cast iron griddle.



Power Burner

Power Burner offers more power and faster boil time with 18,000 BTU burner.

CERTIFICATIONS

Star-K® Certified (*Sabbath Mode*)

BURNERS

BTU

Right Front	18,000
Right Rear	5,000
Left Front	9,500
Left Rear	14,000
Center Oval	10,000

FGGF3059T D/F FREESTANDING RANGE

30" GAS

FRIGIDAIRE
GALLERY

FEATURES

Oven Control/Timing System	Express-Select® Controls
Surface Type	Black Porcelain
Sealed Gas Burners	Yes
Grates	Continuous Cast Iron w/Black Matte Finish
Window	Extra-Large
Exterior Door Finish	Smudge-Proof™ Stainless Steel
Handle Design	Stainless Steel
Exterior Finish (Side Panels)	Black
Convection System	True Convection
Oven Cleaning System	Self Clean
Drawer Functionality	Storage

OVEN CONTROLS

Bake/Broil	Yes/Variable (400-550°F)
Effortless™ Convection Conversion	Yes
Convection Bake/Broil/Roast	Yes/No/Yes
Quick Bake Convection	
Quick Preheat	Yes
My Favorite	
Effortless™ Temperature Probe	Yes
Keep Warm	Yes
Add-a-Minute	
Delay Start	Yes
Self Clean	2, 3, 4 Hours
Steam Clean	Yes
Quick Clean Option	Yes
Delay Clean	Yes
Kitchen Timer/Timed Cook Option	
Auto Oven Shut-Off	12 Hours
Oven Lockout	Yes
Lower Drawer Control	

COOKTOP FEATURES

Right Front Burner (BTU)	18,000
Right Rear Burner (BTU)	5,000
Left Front Burner (BTU)	9,500
Left Rear Burner (BTU)	14,000
Center Oval Burner (BTU)	10,000

OVEN FEATURES

Capacity (Cu.Ft.)	5.0
Oven Light	1
Rack Configuration	3 Heavy Duty Racks
Baking System	Even Baking Technology
Broiling System	Vari-Broil™ Hi/Lo
Bake Burner/Broil Burner (BTU)	18,000/13,500
Drawer Racks	

OPTIONAL ACCESSORIES

LP Gas Conversion Kit	PN# GRLP4
Griddle	Included

CERTIFICATIONS

Star-K® Certified (Sabbath Mode)	Yes
----------------------------------	-----

SPECIFICATIONS

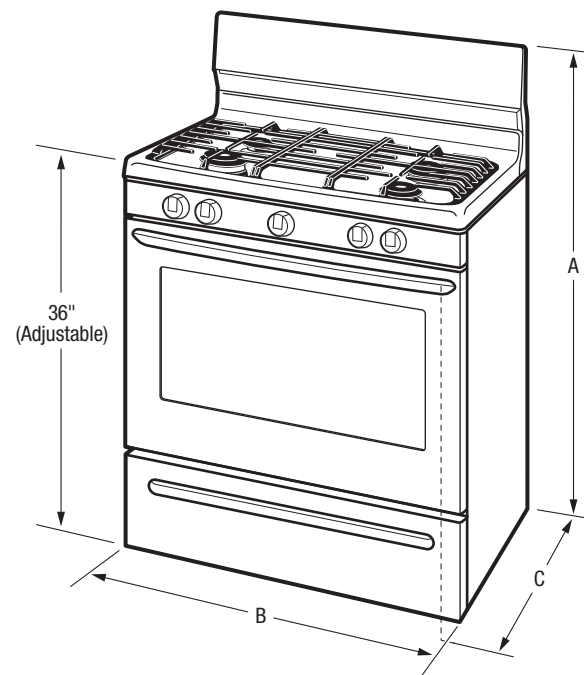
Oven Interior (H x W x D)	18-5/8" x 24-3/8" x 19-1/8"
Power Supply Connection Location	Left Bottom Rear
Gas Supply Connection Location	Right Bottom Rear
Voltage Rating	120V/60Hz/5A
Amps @ 120 Volts	5
Shipping Weight (Approx.)	205 Lbs.

PRODUCT DIMENSIONS

A - Height (Max.)	46-5/8"
B - Width	29-7/8"
C - Depth (Incl. Handle)	29-1/4"
Depth with Door Open 90°	46-9/16"

CABINET CUTOUT DIMENSIONS

Height (Standard)	36"
Width (Min.)	30"
Depth (Min.)	24"



Note: For planning purposes only. Always consult local and national electric, gas and plumbing codes. Refer to Product Installation Guide for detailed installation instructions on the web at frigidaire.com / frigidaire.ca.
Specifications subject to change. Accessories information available on the web at frigidaire.com / frigidaire.ca

FRIGIDAIRE

USA • 10200 David Taylor Drive • Charlotte, NC 28262 • 1-800-FRIGIDAIRE • frigidaire.com
CANADA • 5855 Terry Fox Way • Mississauga, ON L5V 3E4 • 1-800-265-8352 • frigidaire.ca

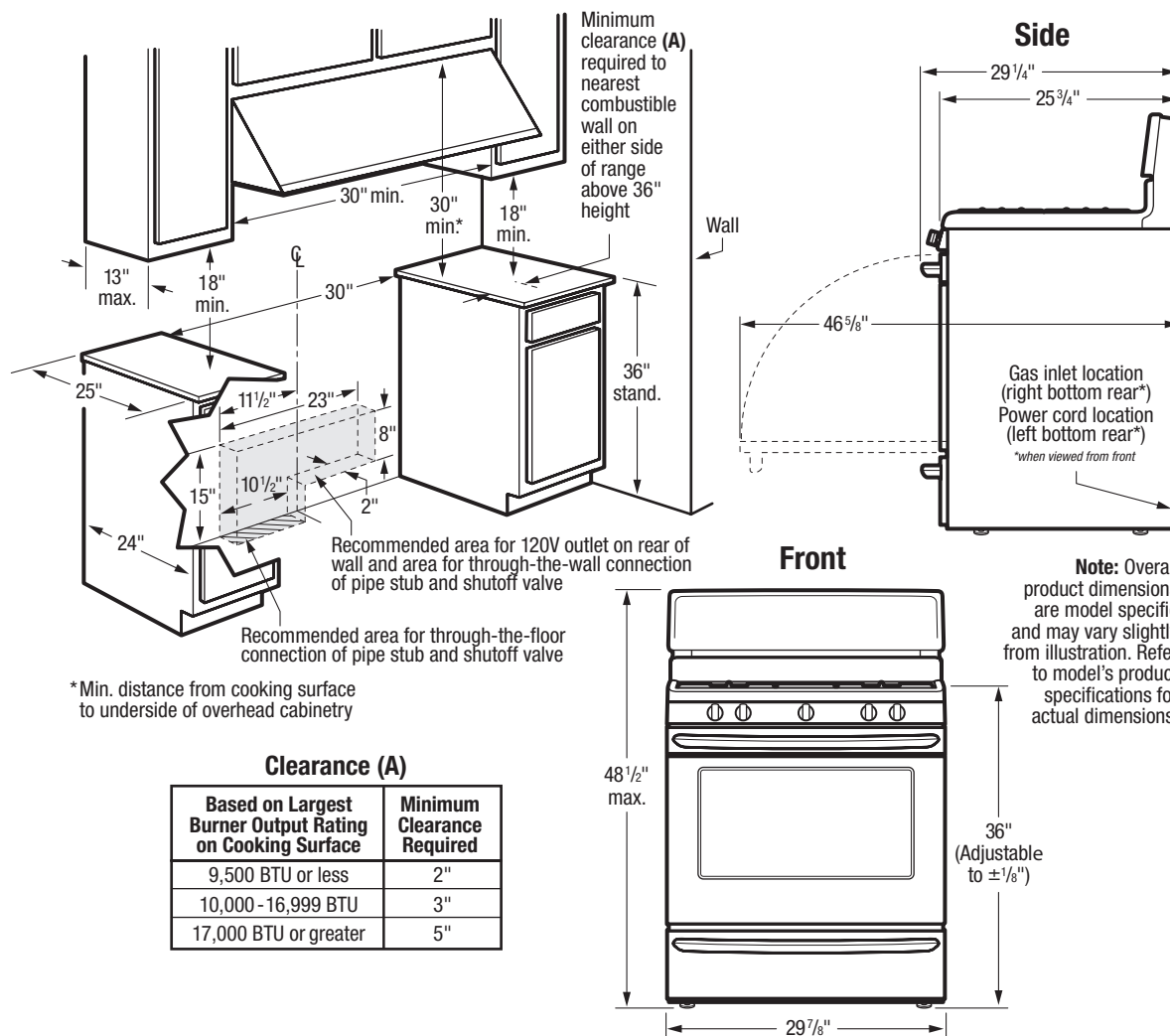


FGGF3059T 10/17
© 2017 Electrolux Home Products, Inc.

FGGF3059T D/F FREESTANDING RANGE

30" GAS

FRIGIDAIRE
GALLERY



Clearance (A)

Based on Largest Burner Output Rating on Cooking Surface	Minimum Clearance Required
9,500 BTU or less	2"
10,000 - 16,999 BTU	3"
17,000 BTU or greater	5"

INSTALLATION SPECIFICATIONS

- Product Shipping Weight (approx.) - 205 Lbs.
- Voltage Rating - 120V / 60 Hz / 5 Amps
- Amps @ 120 Volts = 5 Amps
- Always consult local and national electric and gas codes.
- Make sure wall coverings around range can withstand heat generated by range.
- Linoleum or any other synthetic floor covering located beneath range, must be capable of withstanding minimum heat of 90°F above room temperature without shrinking, warping or discoloring. Insulating pad or 1/4"-thick plywood required between range and a carpeted floor.
- Do not obstruct flow of combustion air at oven vent nor around base or beneath lower front panel of range. Range requires fresh air for proper burner combustion.
- Do not install range beneath any downward-blowing, overhead vent hood or air curtain.
- Range ships with 3/4" factory regulator.
- Range is LP Gas convertible. (Optional LP Gas conversion kit available.)

- Floor beneath range MUST be solid and level.
- Overhead cabinetry should not exceed a 13" maximum depth.
- Absolute minimum horizontal distance between overhead cabinets installed to either side of appliance must be no less than maximum width of appliance.
- Range can be installed flush to wall with 0" minimum rear clearance.
- Minimum clearance required (from edge of rangetop to nearest combustible wall on either side of range above 36" height) is based on largest burner output rating on cooking surface.
- To reduce risk of fire when using overhead cabinetry, install range hood that projects horizontally a recommended minimum of 5" beyond bottom of cabinets.
- Follow all dimension requirements provided to prevent property damage, potential fire hazard, and incorrect countertop and cabinet cuts.

OPTIONAL ACCESSORIES

- LP Gas Conversion Kit - (PN# GRLP4).
- Griddle - Included



FRIGIDAIRE

USA • 10200 David Taylor Drive • Charlotte, NC 28262 • 1-800-FRIGIDAIRE • frigidaire.com
 CANADA • 5855 Terry Fox Way • Mississauga, ON L5V 3E4 • 1-800-265-8352 • frigidaire.ca

Note: For planning purposes only. Always consult local and national electric, gas and plumbing codes. Refer to Product Installation Guide for detailed installation instructions on the web at frigidaire.com / frigidaire.ca.
 Specifications subject to change. Accessories information available on the web at frigidaire.com / frigidaire.ca

FGGF3059T 10/17
 © 2017 Electrolux Home Products, Inc.