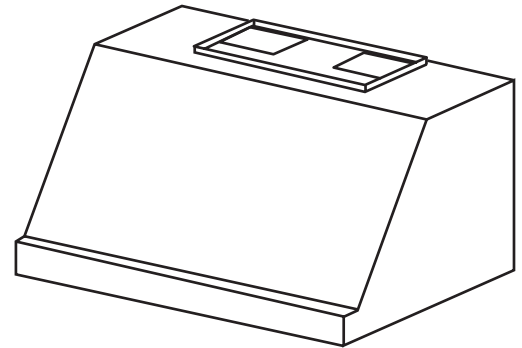


WPD28I SERIES RANGE HOOD



Especially designed to be installed outdoor in a covered patio or lanai area. For use over residential commercial-style cooking surfaces or gas and electric grills. This unit is not for use with a charcoal grill. A complete installation requires several optional components. Refer to page 2 when planning your installation.

FEATURES

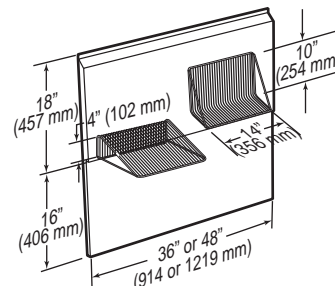
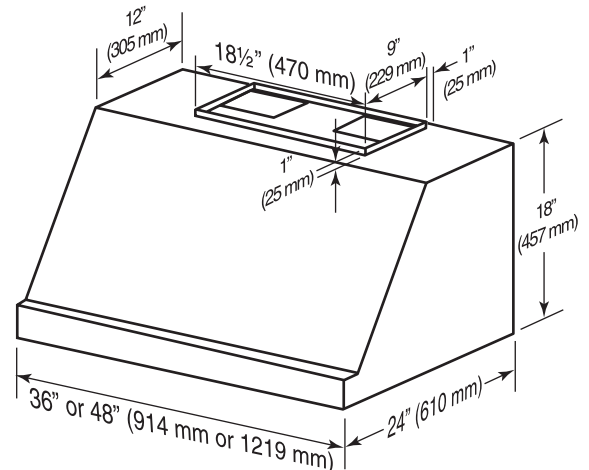
- Corrosion resistant 316 Stainless Steel construction
- UL Listed for use in damp locations when properly connected to a GFCI circuit.
- Hood width: 36" or 48"
- Halogen lighting (2 x 50 watt GU10 for 36" hood, 4 x 50 watt GU10 for 48" hood) lamps included
- Switch controls: Lighting, on-off, and infinite speed
- Easily accessible, dishwasher-safe stainless steel baffle filters
- Heat Sentry turns blower ON to HIGH speed when excess heat is detected

OPTION

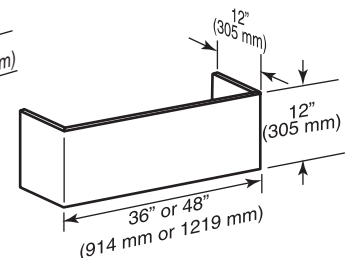
- Backsplash (ABWPD Series): Widths - 36" and 48"
- Stainless Steel construction - protects back wall and wipes clean easily
- Decorative flue (AEWPD Series): Widths - 36" and 48"
- Stainless Steel construction - hides ducting and wipes clean easily
- Designed for use with interior blower model P12D (purchase separately)

SPECIFICATIONS

120 VAC, 60 Hz
Amps for 36" hood (without blower): 0.8 A
Amps for 48" hood (without blower): 1.7 A



Backsplash ABWPD Series



Decorative flue
AEWPD Series

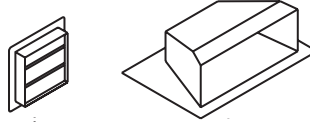


BEST Hartford, Wisconsin www.BestRangeHoods.com 800-558-1711
BEST Drummondville, QC, Canada www.BestRangeHoods.com 866-737-7770

REFERENCE	QTY.	REMARKS	Project	
			Location	
			Architect	
			Engineer	
			Contractor	
			Submitted by	Date

WPD28I HOOD SYSTEM

Model 441
(10" Rd wall cap)



Model 437
(High capacity roof cap)

Model 418
10" Round adjustable
elbow (optional)



Model 421 (optional)
(10" Round vertical in-line damper)

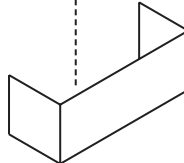
Model 410
(10" Round duct - 2 ft. sections)



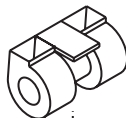
Model SV03428 transition
(9" x 18" to 10" round)
(included with hood)



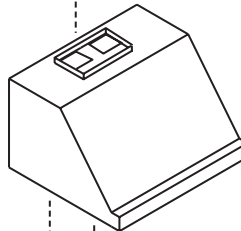
**AEWPD Series
SOFFIT CHIMNEY**
(Optional, required only for
soffit-less installation)



MODEL P12D BLOWER
(Interior Blower,
sold separately)



WPD28I HOOD
(Canopy with blower control & lighting.
Required for all installations)



**ABWPD Series
BACKSPLASH**
(Stainless steel wall covering
with shelves. Optional.)

